



Accommodation Sheet

General information

Accommodation name	Green Sea
Typology	Holiday camp
Address	Località Campo al Fico – Rio Torto
City	Piombino (LI)
Contacts	+39 0565 28280 booking@mareverdevillaggio.it
Website	www.mareverdevillaggio.it
WCAG 2.1 compliant accessible website	NO
Online bookings	YES
Short description	Located in one of the most beautiful areas of Tuscany, within the Sterpaia park, around the Maremma countryside, vineyards and sunflower fields. Mare Verde is a tourist village near the sea chosen as a favorite destination for families looking for a corner of relaxation. Inside, accommodation, restaurant, swimming pools, beach and entertainment.

TESTED BY: [Handy Superabile Social Promotion Association](#) in 2024

Please note The following information refers to the date of verification shown at the bottom of each sheet. **The Association** is not responsible for any significant changes made by the property after the visit.





Summary

Accommodation sheet	1
General information	1
Arrival at the property.....	3
How to reach the property.....	3
Pathway from the private/public car park to the entrance	4
Entrance to the structure.....	5
Hall - Reception	6
Rooms/apartments	7
Rooms/apartments adapted for guests with reduced mobility.....	7
Toilet facilities in the guest room for guests with reduced mobility.....	11
Bar/restaurant	13
Internal pathways and common services	15
Internal pathways.....	15
Communal toilets	16
Swimming pool	18
Beach.....	19
Leisure activities	19
Play area and Miniclub for children	19
Theatre	19
Wellness center - Spa.....	20
Medical practices/healthcare facilities.....	21





Arrival at the property

How to reach the property

By car	<p>From the north-west (Turin - Genoa - Ventimiglia): A12 motorway mandatory exit (Rosignano), when you cross the S.S. Aurelia take the direction of Grosseto and exit at Rio torto, continue in the direction of Piombino.</p> <p>From the north-east (Venice - Bologna - Trieste): A1 motorway to Firenze Signa take the FI-PI-LI towards Livorno, at Collesalveti take the A12 towards Rome, then exit at Rosignano, then take the S.S. Aurelia towards Grosseto and exit at Rio torto, continue towards Piombino.</p> <p>From the South (Naples - Bari): A1 or A24 to Rome, then the A12 to Civitavecchia where you then take the S.S, Aurelia northbound. Exit at Rio Torto and continue towards Piombino</p>
By plane	Pisa Airport
Assistance service for people with disabilities	YES
Embarkation/disembarkation of passengers with reduced mobility	with courtesy chair and ambulift/finger. Full assistance is provided on departure and arrival.
Tactile paths for the blind and visually impaired	YES, there are LOGES routes complete with tactile maps to facilitate movement.
There is a toilet room accessible with grab handles	YES





By train	
Nearest station	name Vignale Rio Torto distant 22 minutes walk
Assistance service for people with disabilities	YES
Eventual notes	Assistance by reservation: Email SalaBlu.Firenze@rfi.it or by calling the toll-free number 800906060 from a landline and from a mobile phone at the number 02323232 then dialing the area code of the place where assistance is requested. Continue by bus. See the www.at-bus.it website

Pathway from the private/public car park to the entrance

Presence of private parking	YES
Presence of parking space reserved for people with disabilities	SI num. 1
Type of flooring of the private parking lot	asphalt
Distance from parking to entrance	2 meters
Eventual notes	Other parking spaces on gravel paving are available inside.






Entrance to the structure

There is an accessible entrance	YES main entrance
How to access the structure	<input checked="" type="checkbox"/> flat
Type of entrance door	Automatic
Useful width of door/entrance gate	Above 90 cm
There are indicators and tactile maps	NO





Hall - Reception

How to reach it from the entrance	via ramp 195 cm long, 195 cm wide, slope 8%, no handrail
Reception desk height	110 cm
Presence of multilingual staff	YES
Type of information material	<input type="checkbox"/> YES with maps/tactile signals <input checked="" type="checkbox"/> YES with brochure
Initial assistance is provided for visitors with disabilities	<input checked="" type="checkbox"/> YES with orientation tour of the structure <input checked="" type="checkbox"/> YES with room accompaniment <input type="checkbox"/> YES with porter service
The following aids are provided for visitors with disabilities	<input type="checkbox"/> manual wheelchair <input type="checkbox"/> Crutches <input type="checkbox"/> Comfortable shower chair
The staff followed a training course on welcoming people with different disabilities	NO





Rooms/apartments


Rooms/apartments adapted for guests with reduced mobility

Number and type of rooms/apartments equipped/usable by people with reduced mobility	<input checked="" type="checkbox"/> Apartments BILO
Access to the apartment	<input checked="" type="checkbox"/> via ramp single length 95 cm, width 130 cm, slope 10%, handrail left/right/both sides
Type of entrance door	with lever handle
Usable width of entrance door	85 cm

Project carried out with the contribution of the





Bed type and height	high double bed cm
Free spaces on the sides of the bed	left Above 90 cm right Above 90 cm frontal Above 90 cm
Cabinet Type	with doors
Free space under the desk	Not detected
There is a terrace/balcony/garden (useful door width)	garden with door usable width 80 cm
How to access	flat
Eventual notes	Private parking space on gravel pavement
	





Number and type of rooms/apartments equipped/usable by people with reduced mobility	<input checked="" type="checkbox"/> three-room apartments
Access to the apartment	<input checked="" type="checkbox"/> flat
Type of entrance door	with lever handle
Usable width of entrance door	80 cm
Bed type and height	high double bed cm
Free spaces on the sides of the bed	left 70 cm right 20 cm frontal 50 cm
Cabinet Type	with doors
Free space under the desk	Not detected
There is a terrace/balcony/garden (useful door width)	garden with door usable width 80 cm
How to access	flat
Eventual notes	Private parking space on gravel pavement



Project promoted by



Regione Toscana





Project carried out with the contribution of the



Presidenza del
Consiglio dei Ministri
Ministro per la disabilità



Toilet facilities in the guest room for guests with reduced mobility

Access to the two-room apartment	flat
Usable width of the entrance door	85 cm
Type of door	with door that can be opened outwards
Type of handle	lever
Toilet height	48 cm
Toilet seat with open front tooth	YES
Support handles	to the left of the toilet
Flexible shower on the side of the toilet	YES
Free space on the sides of the toilet	left 25 cm right Above 90 cm frontal Above 90 cm
Electric doorbell/telephone on the side of the toilet	YES
Washbasin with space underneath for wheelchair approach	70 cm
Height from the ground lower edge mirror	112 cm
	
Accessible shower available for guests with reduced mobility	YES flush with the floor
Type of shower	with folding or folding walls
Shower chair	missing

Project carried out with the contribution of the





Support handle	NO
Presence of shower head or sliding rails	Ups and downs with lowest point height 115 cm
Electric doorbell/telephone on the side of the shower	NO

Access to the three-room apartment	flat
Usable width of the entrance door	85 cm
Type of door	with door that can be opened outwards
Type of handle	lever
Toilet height	50 cm
Toilet seat with open front tooth	YES
Support handles	to the left of the toilet
Flexible shower on the side of the toilet	YES
Free space on the sides of the toilet	left 20 cm right 24 cm frontal 50 cm
Electric doorbell/telephone on the side of the toilet	YES
Washbasin with space underneath for wheelchair approach	66 cm
Height from the ground lower edge mirror	sufficient for use by a person in a wheelchair







<p>Shower accessible to guests with reduced mobility available</p>	<p>YES flush with the floor</p>
<p>Type of shower</p>	<p>with folding or folding walls</p>
<p>Shower chair</p>	<p>missing</p>
<p>Support handle</p>	<p>NO</p>
<p>Presence of shower head or sliding rails</p>	<p>Ups and downs with lowest point height 120 cm</p>
<p>Electric doorbell/telephone on the side of the shower</p>	<p>NO</p>

Bar/restaurant

<p>Type of venue</p>	<p>Restaurant</p>
<p>Access to the premises</p>	<p><input checked="" type="checkbox"/> via ramp single length 180 cm, width above 100 cm, slope 5.6% %, handrail to absent</p>
<p>Useful width of door/entrance gate</p>	<p>Above 90 cm</p>
<p>Types of tables</p>	<p>4-shank</p>
<p>Space under floor tables</p>	<p>66 cm</p>
<p>Availability of high chairs for babies</p>	<p>YES</p>





Multilingual menu	YES
Menu with app	NO
Braille menu	NO
Table service for people with disabilities	YES
Availability of foods for celiacs	<input checked="" type="checkbox"/> bread, pasta, biscuits, ice cream <input type="checkbox"/> <input type="checkbox"/> <input type="checkbox"/> <input type="checkbox"/> pre-packaged foods
A customer with reduced mobility can always reserve the same table	YES
There are toilets that can be used by a guest with reduced mobility (see "accessible toilets in the internal paths and common services)	Not detected
There is an area reserved for lunch for younger guests	YES
A fully equipped baby feeding service is available	YES on request
	





<p>The restaurant has an outdoor veranda / dehors</p>	<p>YES with flat access</p>
<p>Types of tables</p>	<p>4-shank</p>
<p>Space under floor tables</p>	<p>70 cm</p>

Internal pathways and common services

Internal routes

<p>Indicate whether the paths connecting with the common areas are flat or with ramps or steps, in addition to those already described</p>	<table style="width: 100%; border: none;"> <tr> <td style="width: 60%;">Entrance (Hall)</td> <td>with ramps</td> </tr> <tr> <td>Main restaurant</td> <td>with ramps</td> </tr> <tr> <td>Main pool</td> <td>with ramps</td> </tr> <tr> <td>Beach</td> <td>with ramps</td> </tr> </table>	Entrance (Hall)	with ramps	Main restaurant	with ramps	Main pool	with ramps	Beach	with ramps
Entrance (Hall)	with ramps								
Main restaurant	with ramps								
Main pool	with ramps								
Beach	with ramps								
<p>From the visited room to the common areas there are maps and tactile signs for the blind</p>	<p>Inside the village there are many signs</p>								





Communal toilets

Location of the venue	near the main pool
How to access the premises	flat
Usable width of the entrance door	90 cm





Type of door	with door that can be opened outwards
Type of handle	lever
Toilet height	49.5 cm
Toilet seat with open front tooth	YES
Support handles	on both sides
Flexible shower on the side of the toilet	YES with thermostat
Free space on the sides of the toilet	left 20 cm right Above 90 cm frontal Above 90 cm
Electric doorbell/telephone on the side of the toilet	NO
Washbasin with space underneath for wheelchair approach	66 cm
Height from the ground lower edge mirror	Missing mirror
Baby changing table	NO
	





Swimming pool

The property has a swimming pool	YES
Pool with heated water	NO
Access to the swimming pool	via ramp length 627 cm, width 95 cm slope 6.5%
Useful width of the entrance gate	74 cm
Access to the pool	with ladder
Bathing aids for guests with reduced mobility	not present
In the pool area there is a shower	YES flush with the floor






Beach

Eventual notes	Within the Sterpaia Park there are many beaches. There are also several bathing establishments equipped for guests with reduced mobility. See the fact sheets of bathing establishments in Piombino
----------------	---

Leisure activities



Play area and Miniclub for children

There is a kids' club in the structure	YES
How to access	flat
Children's play area	inaccessible to children with reduced mobility due to sandy bottom
There are games for children with reduced mobility	Choose an item.
Babysitting service is provided	YES for a fee
	

Theatre





There is a theater in the structure	YES
How to access	Up and down length: 120 cm, width: 120 cm, slope 5.5%. The theater can also be reached from the back side via a ramp 330 cm long and 120 cm wide with a slope of 4.7%
Useful width of door/entrance gate	Above 90 cm
The grandstand area is covered	YES
There are stations for wheelchair users	YES in the front row of the grandstand
	

Wellness center - Spa

There is a wellness center / Spa in the structure	A hairdresser and beautician is present
How to access	with elevator internal width 90 cm, depth 95, external button height 112, internal 99 cm
Usable width of the entrance door	80 cm





Medical practices/healthcare facilities

Hospitals near the property	Villamarina Hospital via Forlanini 24 Piombino (LI) Phone +39 0565 67111
Any dialysis facilities	Dialysis Center Phone +39 0565 67283 nefrologia.piombino@uslnordovest.toscana.it
Other healthcare facilities	Asl Piombino Via V.Veneto 43 Telephone +39 0565 67610

TESTED BY: [Handy Superabile Social Promotion Association](#) in 2024

Project carried out with the contribution of the



Project promoted by



Regione Toscana

Project carried out with the contribution of the



**Presidenza del
Consiglio dei Ministri**
Ministro per la disabilità